

GCG Sunday School - 29th October 2023

Lesson Outline



Lesson: The Promised Blessing for Every Nation
Passage: Genesis 12:1-4; 15:1-21
Big Idea: God made a big promise to bless, and Abraham trusted that God would keep it.
Main Aim: Remember that God alone makes the saving promises and we trust them.

Please pray for the lesson preparation, that you and the children would be built up by God's word.

Laptop (and Bluetooth speaker) check

Unless you are at the Greenwich service, you will need to bring a laptop to play the videos and songs. If needed, Jonny can provide a laptop and a Bluetooth speaker. 😊

Additional resources: [Mustard Seeds lesson plan](#), [GCG Sunday School Google Drive](#)

The Passage

Summary.

From Genesis 3-11 we see ongoing cursing because of massive sin. Genesis 12 is a huge step as God takes the initiative and promises blessing for all the nations, through Abraham's offspring.

For them then.

Moses' readers saw that God alone is responsible for the blessing here. He only can make the promises to reverse the curse of sin. Abraham and his offspring will access these certain promises by trusting God.

For us now.

The gospel is the fulfilment of these promises to Abraham. Jesus is the "offspring" through whom international blessing flows. We can access God's promises by trusting them (becoming offspring of Abraham, in Jesus, ourselves).

This lesson is a challenge for us to remember that God alone makes the rescuing promises, our right response is to trust them. We can then be thankful that God provides these promises.

The Age Ranges

Sailors: Ages 3-7

Officers: Ages 8-11

For CW (average age 4-5 years) and Greenwich (average age 6-7 years):
Prepare the lesson for **all ages**. Then prepare your leaders to divide into separate **Sailor** and **Officer** groups for **Heart & Hands** teaching.

Eltham (Sailors average age: 4-5 years, Officers average age: 7-8 years):

Personalise **all material** for the Sailors or Officers.


The Rough Format - Repetition is key.

Get Going
3 min + song



Welcome
Quick Recap
Song

Main Teaching
~15 mins



The Big Idea
The Main Aim

Brain Break
~10 mins



Change of scene

Heart & Hands
~20 mins



Discussion
Activities

Land The Lesson
~10 mins



Recap
Memory Verse
Pray

Rough Outline



Get Going
Welcome, Prayer, Quick Recap & Song

Welcome the children

- This is a good time to connect with the children briefly.

You could ask them a simple question which will connect loosely with the theme.

- Sailors - *What is a promise? Explain.*
- Officers - *What is the biggest promise someone has ever made to you? Did they keep it?*

Link: God made a big promise to Abraham, Abraham would have to trust God would keep it.

Prayer

- Let's listen carefully to what God has to say to us today.

Very Speedy Recap

Last week we spoke about.

Big Idea: We praised God for the creation he gave to people to rule. Psalm 8.


Link: God is very kind and promises even more blessing, even though people are not perfect.

Song

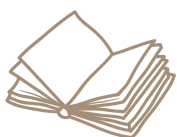
Talk through the words and actions before singing.

- Sailors & Officers -

Lyrics: <https://www.awesomecutlery.com/tracks/gods-people-in-gods-place/>

Song:  God's People in God's Place SINGALONG

Actions: I'll send them shortly.



Main Teaching
Teaching the Big Idea & Main Aim.

Have a Bible open throughout. Feel free to read portions of it out word for word or paraphrase so they see that the story comes from God's word, and not from our heads.

Try to get simply and clearly to the Big Idea and Main Aim.

- Lesson points

1. Everything was cursed because of sin. The fall, Noah, etc.

Points 2 and 3 will be taught twice, once for each of the passages:

In Genesis 12, God promised, Abram got up and travelled really far.

2. But God promised to bless all the nations.
3. Abraham trusted in God.

In Genesis 15, God promised, Abram believed and was counted righteous. (Thumbs up from God)

2. But God promised to bless all the nations.
3. Abraham trusted in God.



- Offspring/descendants will need explaining - big family.
- Sin will need explaining, there are actions to the classic acronym:

Shove off God, (shove hands away)

I'm in charge, (point to self)

No to your rules. (wag finger to the sky)

Or, sin is the bad things we **do** (hands out), **say** (hands point to mouth), **think** (hands point to head) **and feel** (hands wrap around self).

- Watch this video at the end of the lesson to consolidate:

Choose whichever you prefer. Both seem good!

▶ God's Promise to Abraham and Sarah

▶ God's Promise for Abraham | Stories of the Bible

- Sailors

Tell the passage as a story. Ask questions along the way.

Get to the Big Idea, then arrive at the Main Aim.

Maybe use a helper with you to play different roles in the story.

*Use the **lesson points above** with the **teaching images**.*

When teaching Genesis 12, you could:

Use three locations around the room and journey between them. Label one area 'Ur', another, 'Haran' and place a picture of a large tree in the third location.

Use a range of pots, pans, and boxes to carry on the journey. It was a very long journey.

Three images: represent the three aspects of the promise; land, descendants (many children) and blessing. Blessing is much more than happiness, but here we'll use a smiling face.

When teaching Genesis 15, you could:

Use images to talk about the blessing.

Use a candle to represent the flaming brazier. As you explain the way the covenant (special promise) was made, cut the animals in half and place the halves opposite each other. Light the candle and pass it between the halves.

Brief application

Remember that God alone makes the saving promises and we trust them.
God makes big promises to us, that trusting Jesus is the best, that our sins are forgiven.
We trust these promises like Abraham did.

- Officers

Interactive talk through the text.

Get to the Big Idea, then arrive at the Main Aim.

Feel free to imagine crazy ways to add to the fun! You could: Act it out, or have them draw something, or shout out the best thing they see in the passage, or create a puppet show/ drama using paper and card to build scenery.

*Use the **lesson points above**.*

Feel free to use ideas from the Sailors' teaching and go on a journey or have a candle to teach Genesis 12 or 15 respectively.

Brief application

Remember that God alone makes the saving promises and we trust them.
God makes big promises to us, that trusting Jesus is the best, that our sins are forgiven.
We trust these promises like Abraham did.



Brain Break

A chance to rest the children's minds.

Game idea - feel free to think of better games!

- Sailors - *Make up facts about yourself/ the world.*

*Such as: The sky is purple, elephants have two tusks, I like pineapple on pizza.
Children can run to one side of the room if they think it's true, the other if false.
Children can have a go too.*

- Officers - *Two truths and a lie*

Write down two truths and a lie about yourself. Convince the others that they're all true.

<p>Link: God (said things) made promises, they were all true. Even if some seemed unbelievable.</p>



Heart and Hands

Think more about the Main Aim with: Discussion and Activities.

Discussion - What would it look like to believe the Main Aim?

Think through with the children what the Main Aim means for our lives.

- Sailors - *The Bible is so good. It tells us exactly what we need to know.*

Remember that God alone makes the saving promises and we trust them.

Because of our sin, we only deserve bad things.

But God is such a kind God, he promises good things.
He promises sin forgiveness, and new life with Jesus forever.

Abraham trusted God's promises, he obeyed God. This is right.
We trust God's promises that we can't see yet.

- Officers - *The Bible is so good. It tells us exactly what we need to know.*

Remember that God alone makes the saving promises and we trust them.

What do we like Abraham deserve because of our sin?
Yet how kind was God to Abraham, how kind is he to us?

Abraham obeyed God and trusted his promise,
how is this like what we should do too?

What can we thank God for?
What challenges us from this passage?

Activities - Craft or worksheet

- Sailors - [Craft. Dot-to-dot stars on sheet.](#)
- Officers - [Worksheet.](#)



Land the lesson

Bring everything together with: Recap, Memory Verse and Prayer.

Quick application recap

- Remind them of the Big Idea and Main Aim.

Memory verse

The Lord had said to Abram, "Go from your country, your people and your father's household to the land I will show you. I will make you into a great nation, and I will bless you; I will make your name great, and you will be a blessing." Genesis 12:1-2 (NIVUK)

[Ideas for learning the memory verse.](#) I will provide the verse on laminated paper with Blu Tack.

- Sailors - [Actions are available here.](#)
- Officers - If capable, they can come up with a rap/ spoken word for the verse.
They can repeat and improve it each week.

Pray

Encourage the children to pray with you about the Big Idea and Main Aim.

They could thank God for something we've learnt, or ask for help with a challenge in believing it.

- Sailors

You could ask for hands up/ thumbs up for those who would like to pray.

You could suggest "Popcorn prayers" - really short prayers. Or "Arrow prayers"- We all shoot up like an arrow at the end. Or you could try the idea we use with Officers.

- Officers

You could pass an object, like a Bible, around the room. When a child receives the Bible, they can choose to pray in their head or aloud.

Sign out with Take Home Sheets

- While signing out with Rollcall, Take Home sheets will be provided to carers and parents about the children's lesson.

Final notes

The following items will be printed for you and brought to the lesson:

- Main teaching pictures and materials.
- Activities: Sailors craft and Officers worksheets.
- Memory verse, laminated.
- Take Home Sheets.

Additional materials will be available:

- Craft materials.
- Pens, paper, glue, scissors.